



AMBIPOWER® SPLIT 5kW HEAT PUMP

POWERFUL ULTRA LOW GWP
WATER CIRCULATED SPLIT
HEAT PUMP



FEATURES

- 4.6kW heating capacity split unit at 19°C
- High COP¹ – Coefficient of Performance of 4.5 @ 19°C
- Provides faster water heating
- Suitable for cold climates with an operating range from -7°C to 43°C
- Suitable for good water conditions²
- Energy savings of up to 78%³
- User-friendly touchscreen LED display controller on units
- Eligible for STCs (may be eligible for additional incentives in some states)
- 10 year cylinder warranty⁴
- Tank made by Rheem in Australia. Heater module developed and produced for Rheem Australia
- Vitreous Enamel Tanks available in 315L and in Stainless Steel 325L capacity
- Uses ULTRA LOW GWP R290 refrigerant with a GWP of 0.02

AMBIPOWER® SPLIT 5kW ULTRA LOW GWP SPLIT HEAT PUMP

The AmbiPower® Split 5kW Heat Pump is ideally suited for homes with narrow spaces or as a replacement for a similar sized electric water heater. It is an energy efficient alternative for areas where a traditional solar water heater may not be suitable. It uses the heat from the surrounding air to heat water and provides a reliable, efficient, and sustainable way to reduce your water heating energy consumption.

A Heat Pump can work day and night as it extracts heat from the surrounding air and doesn't rely on direct sunlight to operate.

WHY CHOOSE A RHEEM SPLIT HEAT PUMP?

AmbiPower® Split 5kW Heat Pump has been designed and tested to withstand the harsh Australian conditions.

Enamel lined water tank for extended cylinder life and reduces the risk of corrosion. Also available in **Stainless Steel** tank.

Split Heat exchanger unit designed to be mounted on the ground or on the wall to minimise space requirements. A highly efficient unit with Ultra Low GWP refrigerant for lower environmental impact.

Touchscreen controller provides optimum visibility, product performance information and user-friendly operation.

COP¹ – The Coefficient of Performance for a Heat Pump is the ratio of how much useful heat it produces for water heating to the power input into the water heater. The higher the COP number, the more efficient the Heat Pump is.

Ambient Air Temperature and Humidity – The performance of a Heat Pump changes with ambient air temperature, humidity, and incoming water temperature. The warmer the air temperature and the higher the Relative Humidity and the cooler the water temperature, then the higher is the heating rate of the Heat Pump. Performance specifications stated in relation to the Heat Pump are measured at predefined conditions during its testing.

Average Heating Capacity (kW) – This is how much heating power is put into the water during the heating cycle. It is expressed as an average due to the changes in heating power from the refrigeration cycle as the water is being heated and its temperature increases during the heating cycle.

Hot Water Recovery Rate @ 45°C rise (L/hr) – Is the number of litres of water that can be heated through a 45°C temperature rise in one hour, e.g. when the air temperature is 19°C, the Heat Pump can heat 87 litres / hour of water @ 45°C rise.

Global Warming Potential (GWP) – GWP was developed to allow comparisons of the global warming impacts of different refrigerant gases. Specifically, it measures how much energy the emissions of 1 ton of a gas will absorb over a given period of time, relative to the emissions of 1 ton of carbon dioxide (CO₂). The larger the GWP, the more that a given gas warms the Earth compared to CO₂ over that time period. The time period usually used for GWP is 100 years. GWP's provide a common unit of measure. GWP of common refrigerants used in heat pumps are R410 - GWP of 2088, R134a - GWP of 1530, R513a - GWP of 631, R290 - GWP of 0.02 and CO₂ - GWP of 1.



COMES ON STEADY, HOT AND STRONG

INSTALL A





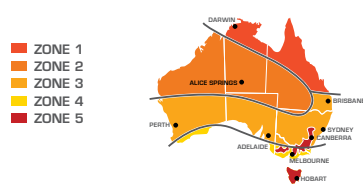
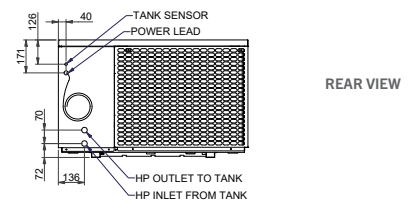
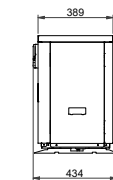
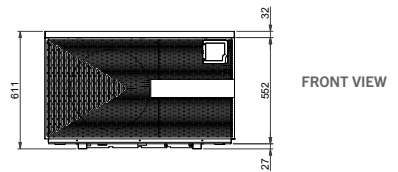
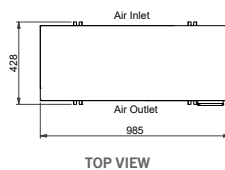
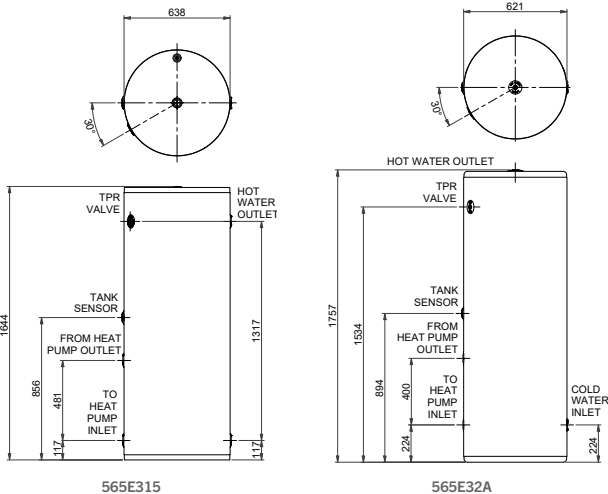
AMBIPOWER® SPLIT 5kW HEAT PUMP

TANK DIMENSIONS		565E315	565E32A
TANK	UNIT	VITREOUS ENAMEL	STAINLESS STEEL
CER Submitted		315	320
Nominal / Storage Capacity	litres	325	325
Tank Height	mm	1640	1760
Tank Width	mm	640	625
Tank Depth	mm	640	625
Tank Weight - Empty	kg	89	47
Tank weight - Cartoned	kg	96	53
Tank weight - Full	kg	414	372
TPR Valve Setting	kPa	1000	1000
Expansion Control Valve (ECV) Setting	kPa	850	850
Maximum Water Supply Pressure			
- With ECV	kPa	680	680
- Without ECV	kPa	800	800
Water connections		Rp 3/4	Rp 3/4

HEAT PUMP PERFORMANCE SPECIFICATIONS 565E315 & 565E32A				
Ambient air temperature	Relative Humidity	Average heating capacity (kW)	Recovery rate @ 45°C rise (L/hr)	Average Coefficient of Performance (COP) ¹
9.5°C	87%	3.7	70	3.8
19°C	65%	4.6	87	4.5
32°C	37%	5.4	102	4.6
33°C	58%	5.9	112	5.1

¹This is the TYPICAL power the appliance will draw when operating. ²This is the RATED POWER INPUT as specified in the AS/NZS 60335 test report. It is the maximum power the appliance will draw. ³This is the TYPICAL current draw when the appliance is operating. ⁴This is the RATED CURRENT as specified in the AS/NZS 60335 test report. It is the maximum current the appliance will draw.

AMBIPOWER® SPLIT 5kW		
MODEL	UNIT	
Energy Efficiency (Saving)⁴		
- @ Condition 4 -(33°C/26°C)		80%
- @ Condition 2 -(19°C/15°C)		78%
Hot Water Heating Capacity		
- @ Condition 4 -(33°C/26°C)	kW	5.9
- @ Condition 2 -(19°C/15°C)	kW	4.6
Coefficient of Performance (COP)¹		
- @ -(33°C/26°C) (20-->60)		5.1
- @ -(19°C/15°C) (15-->60)		4.5
Hot Water Volume	L/h	87
Heating Power Input ⁷	kW	1.14
Maximum or Rated Power Input (AS/NZS 60335) ⁸	kW	1.75
Heating or Rated Current Input ⁹	Amp	4.7
Maximum Rated Current Input ¹⁰	Amp	7.3
Power Supply	V/Ph/Hz	220V - 240V~/50Hz
Noise Level (LA90) @ 1 metre ⁵	dB(A)	47
Default Outlet Set Temperature	°C	60
Maximum Outlet Water Temperature	°C	65
Operation Range	°C	-7 ~ 43
Defrosting		4-Way Valve
Refrigerant		R290
Cabinet		Steel
- Net Weight	kg	66
- Gross / Cartoned Weight	kg	78
Split Unit Dimensions & Weight		
- Net Dimensions (L/W/H)	mm	985 / 389 / 611
- Shipping Dimensions (L/W/H)	mm	1080 / 460 / 750



STCs Small-scale Technology Certificates (STCs) provide a financial incentive to encourage the installation of Solar and Heat Pump water heaters provided under a Federal Government legislated scheme.

This map shows the climate Zones within Australia which will define the number of STCs allocated to an approved Heat Pump water heater. The country is divided into climate zones for STC creation: 4 for solar and 5 for heat pumps.

For more information on STCs visit www.rheem.com.au/rheem/help/offers-and-incentives/stcs

- The COP of 4.5 is the average value in the AS/NZS5125 performance test at 19°C ambient temperature over the entire heat-up process. Note that the actual COP of the product at any given time will be impacted by several factors, including the ambient and cold-water inlet temperatures at the place of installation and time of day/season of operation.
- Warranty limits regarding water chemistry. Harsh water regions – the Rheem warranty may not apply if the water heater is connected to a water supply which has a Total Dissolved Solids content >2500mg/L; is scaling with a Saturation Index >+0.8, or; is corrosive with a Saturation Index <-1.0.
- Energy savings of up to 78% and 80% are based on operation at Condition #2 & Condition #4 of AS/NZS 5125. Any savings will vary depending upon your location, type of water heater being replaced, hot water consumption and fuel tariff. Before installation - seek advice as to suitability to household usage and tariffs. The impact on an electricity account will depend on the tariff arrangement of the water heater being replaced and where you live. The water heater is recommended for connection to an uninterrupted 24 hour continuous tariff power supply. Depending upon the size of the household and its hot water requirements and if the Electricity Retailer permits, an extended off-peak (overnight and day) or Extended time controlled power supply connection of a minimum 16 hours per day may also be suitable. Before purchase consult your energy provider for more information on cost comparisons.
- Warranty Periods: 10 years supply on cylinder, 3 years labour on cylinder, 3 years supply on sealed system including labour, 1 year supply and labour on all other parts. Applies to a single-family domestic dwelling only. Conditions apply. See the Rheem warranty set out in the Owner's Guide and Installation Instructions or view at www.rheem.com.au/warranty
- Noise Level – A Noise Level (LA90) of 47 dB(A) was measured at 1m from the water heater during a Noise Test conducted to Standard GB/T 23137-2008 in a semi-anechoic chamber within a laboratory. The noise level when installed may be higher due to sound reflections from adjacent walls and structures.
- No. of people recommended based on 7 min showers @ 42°C. Appliances using hot water should be counted as one (1) person.

®Registered Trade mark of Rheem Australia Pty Ltd. ™ Trade mark of SAI Global. A Greater Degree of Good is a Trade mark of Rheem Manufacturing Company. Materials and specifications are subject to change without notice.



A Greater Degree of Good™ represents our global commitment to sustainability.

Rheem Australia Pty Ltd.
1 Alan Street, Rydalmere,
NSW 2116 Australia
PO Box 7508, Silverwater
NSW 2128 Australia
www.rheem.com.au



RHE25-SEP72025-BELONG

COMES ON STEADY, HOT AND STRONG

INSTALL A

